gameanalyze.ai

Hockey Team Analysis

Eastside Hawks vs Lakeview Storm | 4,320 frames analyzed | 72 min video

Generated November 20, 2026

Game at a Glance

Eastside Hawks vs Lakeview Storm

GOALS	SCORING CHANCES	POSSESSION	OFFENSIVE-ZONE TIME
Eastside Hawks 4	Eastside Hawks 14	Eastside Hawks 46%	Eastside Hawks 48%
Lakeview Storm 3	Lakeview Storm 11	Lakeview Storm 44%	Lakeview Storm 43%

Head to head

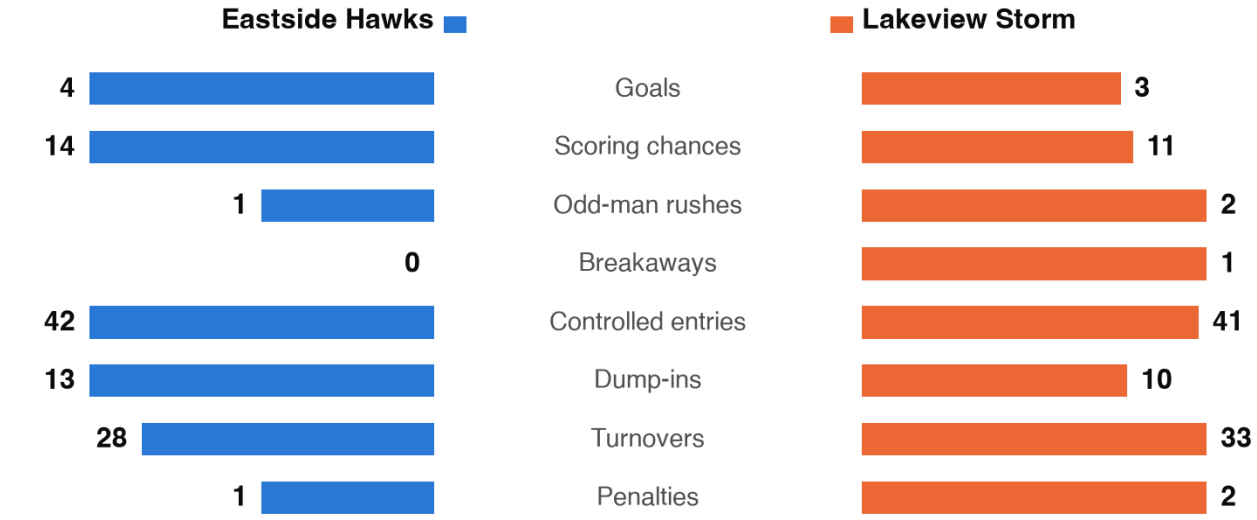

Game flow

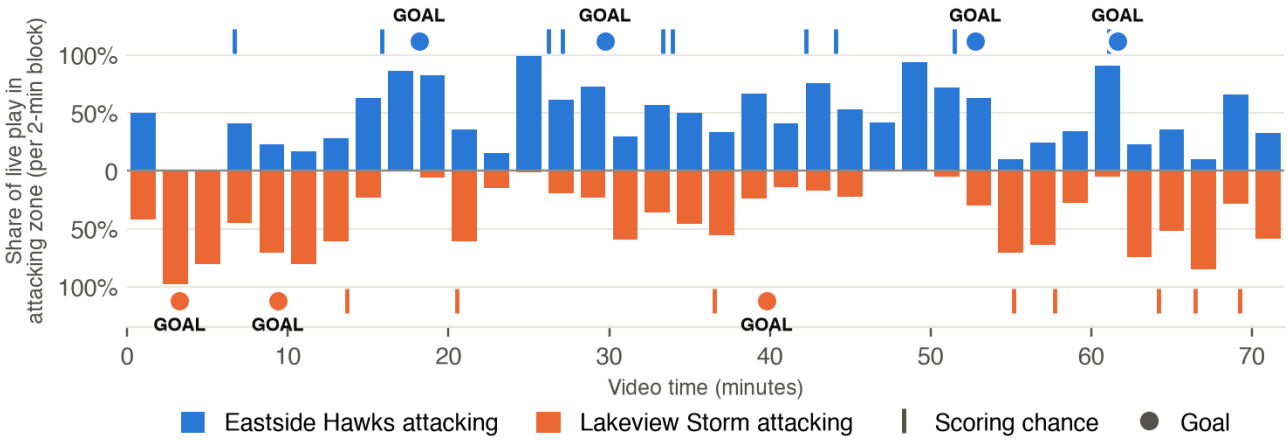

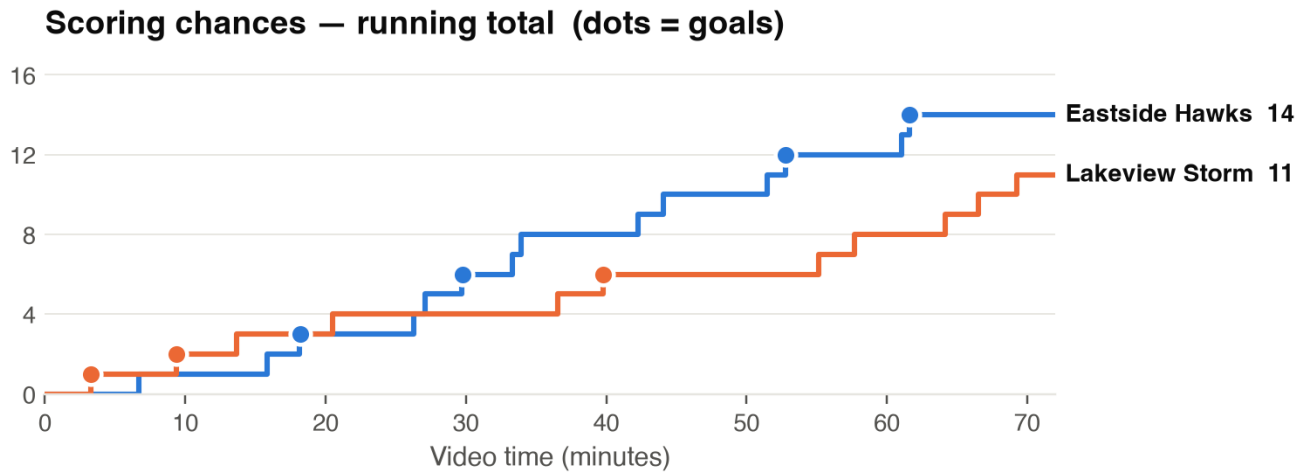

All figures are counted from the timestamped event log in the appendix. Percentages are shares of sampled frames showing live play.

Hockey Game Analysis Report — Eastside Hawks vs Lakeview Storm

Sample report: Eastside Hawks and Lakeview Storm are fictional teams, and this game was created to show the format of a gameanalyze.ai team report. Real reports are generated from your uploaded game video.

Executive Summary

Eastside Hawks came back from 0–2 down to beat Lakeview Storm **4–3**. Storm dominated the opening eleven minutes, but the Hawks' forecheck took over from there: the Hawks finished with 48% of live play spent attacking (Storm 43%), forced 33 Storm turnovers to their own 28, and out-chanced Storm 14–11. Storm were dangerous almost exclusively on the counter. Both of their first-period goals (3:16 and 9:22) and their breakaway at 36:30 came within seconds of a Hawks turnover. The game was decided on special teams: Hawks #10 scored the winner on the power play at **61:38**. **Top priority for the Hawks:** cut the turnovers that fed Storm's rush game; four of Storm's most dangerous chances started with a Hawks giveaway, three of them at a blue line. **Top priority for Storm:** survive the forecheck on breakouts; their own-zone turnovers led directly to the Hawks' second goal and sustained pressure throughout the second period.

Game Statistics

Statistic	Eastside Hawks	Lakeview Storm
Final Score	4	3
Offensive Zone Time % (of 3,842 frames)	48%	43%
Possession % (of 3,709 frames)	46%	44%

Statistic	Eastside Hawks	Lakeview Storm
Scoring Chances	14	11
Odd-Man Rushes	1	2
Breakaways	0	1
Zone Entries (Carry)	42	41
Zone Entries (Dump)	13	10
Turnovers	28	33
Penalties Taken	1	2
Power-Play Goals	1	0

Lines & Personnel

Eastside Hawks

Jersey numbers were legible often enough to identify the Hawks' main combinations:

- **Top line — #10, #17, #19**: on the ice for three of the four Hawks goals (18:10, 29:44, 61:38) and involved in 11 of the team's 14 scoring chances. #17 was the most active net-front player in the game: the 18:10 rebound goal, the screen on the 52:47 goal, and three chances from the low slot.
- **Second line — #8, #12, #27**: carried a heavy share of the forechecking. #12 took the Hawks' only penalty (12:30) and made the blue-line turnover behind the 57:40 Storm 2-on-1.
- **Defence — #22 / #7 and #4 / #5**: #22 quarterbacked the power play and scored the 3–3 equaliser from the point. #4 and #7 were each involved in a turnover that led to a Storm goal or breakaway (9:05, 36:28).

Lakeview Storm

- **Top line — #9, #21, #11**: Storm's entire transition threat. They scored two goals, created both odd-man rushes and the breakaway, and accounted for 7 of Storm's 11 scoring chances. #9 alone had three chances, including the 36:30 breakaway.
- **Second line — #16, #18, #24**: spent most of its ice time defending; #24 produced two slot chances (20:30, 64:10).
- **Defence — #3, #5, #6, #14**: #6 scored the 39:48 point goal. #3 and #14 took the two Storm penalties, the second of which led to the game-winning goal.

Offensive Analysis

Zone Entries

The two teams entered the offensive zone in very different ways. The Hawks dumped the puck in on 13 of 55 entries (24%), almost always followed by an aggressive two-man forecheck. Those dump-ins forced the Storm turnovers behind the 26:15 chance and the 29:44 goal. Storm carried the puck in on 41 of 51 entries and looked most comfortable attacking with speed through the middle.

Scoring Chances

The Hawks' 14 scoring chances came mostly from sustained pressure: rebounds and low-slot plays (6:40, 15:50, 18:08, 33:55, 44:05, 61:05) and point shots through traffic (33:20, 52:45). Eleven of the 14 came in the second and third periods, when the Hawks controlled territory.

Storm's 11 chances were fewer but more dangerous per attempt: three came off odd-man rushes or breakaways (3:15, 36:33, 57:43) and two came straight off intercepted clearing attempts (9:20, 64:10). Storm converted 3 of 11 chances to the Hawks' 4 of 14.

Defensive Analysis

Defensive Zone Coverage

The Hawks defended well in structured play. Storm's sustained offensive-zone time came mainly in the first eleven minutes and the final ten minutes while chasing the game. The Hawks' problems came in transition, not in their own zone. Their defencemen pinched aggressively at the Storm blue line, and when a pinch failed (36:28, #7) there was no forward covering high, leaving a breakaway.

Storm's defensive zone coverage held up under long stretches of pressure in the second period, but their breakouts did not. Hawks forecheckers pressured the first Storm defenceman back on almost every dump-in, and Storm's 33 turnovers include the one behind their own net at 29:38 (#5) that led directly to the 2–2 goal.

Breakdowns & Key Saves

- **3:16 (0–1)**: Hawks #8 tried to beat a defender one-on-one at the Storm blue line, lost the puck, and Storm went the other way 2-on-1.
- **9:22 (0–2)**: Hawks #4's rim around the boards under pressure was intercepted at the half-wall; Storm #11 walked in from the faceoff dot.
- **36:30 — Storm breakaway**: Hawks #7 missed a pinch at the blue line. The Hawks goalie made the save on #9, the key stop of the second period.
- **39:48 (2–3)**: Storm #6's point shot beat a screened goalie. The Hawks had collapsed below the hash marks and no one challenged the point.
- **57:43 — Storm 2-on-1**: Hawks #12's drop pass at the Storm blue line was picked off; the Hawks goalie stopped #11 with the pad with the game tied 3–3.

Special Teams

There were three penalties: Hawks #12 (12:30) and Storm #3 (32:10) and #14 (60:20).

- **Hawks penalty kill (12:30)**: one Storm chance (13:40, #9 from the high slot), no goal.
- **Hawks power play**: two chances on the 32:10 power play without scoring, then the winner at **61:38** on the 60:20 power play. The setup was the same on both: #22 at the top moving the puck side to side, #17 at the net, and #10 on the left circle for the one-timer.

Momentum Timeline

Period 1 (first seen at 0:30)

Storm controlled the opening eleven minutes, carrying the puck through the neutral zone with speed and scoring twice off Hawks turnovers (3:16 and 9:22). The Hawks changed their approach after the second goal, dumping the puck in and forechecking hard, and the territory chart shows the shift from about the 11-minute mark. #17's rebound goal at **18:10** cut the lead to 2–1 at the end of a long spell of Hawks pressure.

Period 2 (first seen at 24:40)

This was the Hawks' strongest period, with their highest share of offensive-zone time of the game. Their forecheck forced the Storm turnover at 29:38 that #10 converted at **29:44** to tie the game 2–2. Storm's best moment was the 36:30 breakaway off a failed Hawks pinch. Storm then retook the lead at **39:48** with a point shot through a screen, on one of their few sustained shifts in the Hawks' zone. The Hawks out-chanced Storm 7–2 in the period but went into the second intermission trailing.

Period 3 (first seen at 49:10)

The Hawks tied the game at **52:47** with the same setup that had worked all game: #22 shooting from the point with #17 screening. Storm's 2-on-1 at 57:40 was the last real threat before the Hawks' power play won it at **61:38**. Storm pushed hard over the final ten minutes, with their best spell of territory since the opening minutes, three chances, and their goalie pulled at 68:40, but the Hawks goalie stopped #9's last attempt at 69:15.

Key Moments

1. **3:16 — Storm goal (0–1)**: 2-on-1 off a Hawks blue-line turnover.
2. **9:22 — Storm goal (0–2)**: an intercepted rim around the boards turned into a shot from the faceoff dot.
3. **18:10 — Hawks goal (1–2)**: #17 scored on a rebound after #10's point shot. This was the first reward for the Hawks' switch to dump-and-chase.

4. **29:44 — Hawks goal (2–2)**: #10 scored six seconds after the forecheck forced Storm #5 into a turnover behind his net.

5. **36:33 — Storm breakaway saved**: the Hawks goalie stopped #9 with the game tied.

6. **39:48 — Storm goal (2–3)**: #6's point shot through a screen.

7. **52:47 — Hawks goal (3–3)**: #22 from the point with #17 screening.

8. **61:38 — Hawks power-play goal (4–3)**: #10's one-timer from #22's cross-ice pass.

9. **68:40 — Storm pull their goalie**: the Hawks held out through the final 2:40, with one more save at 69:15.

Coaching Recommendations

Eastside Hawks

1. **Simplify puck play at both blue lines.** Three of Storm's best chances started with a Hawks giveaway at a blue line: 3:09 (#8 trying to beat a defender), 36:28 (#7's missed pinch) and 57:37 (#12's drop pass). A fourth, at 9:05, was #4's rim around the boards under pressure. Get the puck deep when the play isn't there, and pinch only when a forward is covering high. **Drill:** 3-on-3 blue-line game where any turnover at either blue line gives the other team a free 2-on-1 from centre ice.

2. **Keep the forecheck that won the game.** Hawks dump-ins with a hard first forechecker produced the 29:44 goal and most of the second-period pressure. **Drill:** dump-and-retrieve reps with F1 pressuring the defenceman's stick side, F2 covering the wall, and F3 high in the slot.

3. **Defend the point when collapsed.** The 39:48 goal came from an unchallenged point shot while all five Hawks were below the hash marks. **Drill:** in defensive-zone coverage, the weak-side winger must close on the point within two seconds when the puck moves up the wall.

4. **Keep the power-play setup that scored.** #22 at the top, #17 at the net and #10 on the left circle for the one-timer produced four power-play chances and the winning goal. Practise the cross-ice pass from both sides so opponents can't simply shut down the left circle.

Lakeview Storm

1. **Break out under pressure with support.** The Hawks' forecheck forced 33 Storm turnovers, including the one behind the net that led to the 2–2 goal (29:38). The first Storm defenceman back was usually alone. **Drill:** breakout reps against two forecheckers, with the centre swinging low as an outlet and the weak-side defenceman calling the reverse.

2. **Generate offence beyond the top line.** #9, #21 and #11 produced 7 of 11 chances and both rushes. The second line spent most of its shifts defending. **Drill:** have the second line practise the same quick-strike transition plays, so a line change doesn't take away Storm's main attack.

3. **Stay disciplined around the net.** Both Storm penalties (32:10 hook, 60:20 interference) came from defending the front of the net after being beaten. The second led to the losing goal. **Drill:** net-front battle drills that reward stick-on-puck positioning over holding.

Video Quality Assessment

Average video quality was **81/100**. The game was filmed from an elevated position at the side of the rink, with the camera operator following the play. The scoreboard was visible for most of the game, so every goal was confirmed from it. Jersey numbers were legible often enough to identify lines for both teams. Individual shots were not reliably captured at a 1-second sampling interval, so shot totals are not reported; scoring chances are reported instead. For best results, see the filming tips at https://gameanalyze.ai/guides.html.

Methodology

The video was sampled at 1 frame per second: 4,320 frames, 4,000 of them showing live play. Each frame was analysed for which team was attacking, puck possession, players visible and the scoreboard. Events (entries, turnovers, rushes, chances, penalties and goals) were logged with timestamps, deduplicated, and counted. 141 low-confidence observations were excluded. Goals are confirmed from scoreboard changes. Every statistic in this report can be traced to the event log below.

Appendix A — Computed Statistics

Frames analysed: 4,320 (1 every 1s); frames showing live play: 4,000. Final score (read from the on-screen scoreboard): Eastside Hawks 4 – 3 Lakeview Storm.

Statistic	Eastside Hawks	Lakeview Storm
Goals	4	3
Shots on goal	n/a*	n/a*
Scoring chances (slot / rebound / rush)	14	11
Odd-man rushes	1	2
Breakaways	0	1
Controlled zone entries	42	41
Dump-in zone entries	13	10
Turnovers	28	33
Penalty calls seen	1	2
Time attacking in offensive zone	48%	43%
Puck possession	46%	44%

Zone-time percentages are of 3,842 live-play frames where the zone was identifiable (neutral zone: 10%). Possession percentages are of 3,709 frames where possession was identifiable (contested: 9%). 141 low-confidence observations were excluded from all counts. *Shot releases were too rarely captured in the

sampled frames for shot totals to be meaningful.

Appendix B — Event Log

Every counted event, so each statistic above can be checked against the video (106 routine zone entries are counted above but not listed).

Time	Team	Event	Players	Description
2:18	Lakeview Storm	line change	—	Storm change lines on the fly.
3:09	Eastside Hawks	turnover	#8	Hawks #8 loses the puck at the Storm blue line trying to beat a defender one-on-one; Storm break out with speed.
3:12	Lakeview Storm	odd man rush	#9, #21	Storm #9 and #21 break out 2-on-1 against a single Hawks defender.
3:15	Lakeview Storm	scoring chance	#21	Storm #21 shoots from the left circle at the end of the 2-on-1.
3:16	Lakeview Storm	goal	#21	Scoreboard changes to 0–1
4:05	Lakeview Storm	turnover	#18	Storm #18 loses possession in the offensive zone; Hawks recover and move the puck up ice.
4:06	Eastside Hawks	turnover	—	Hawks lose possession in their own zone; Storm recover and move the puck up ice.
5:11	Eastside Hawks	turnover	#8	Hawks #8 loses possession in their own zone; Storm recover and move the puck up ice.
5:25	Lakeview Storm	turnover	#16	Storm #16 loses possession in the offensive zone; Hawks recover and move the puck up ice.
6:22	Lakeview Storm	turnover	—	Storm lose possession in the offensive zone; Hawks recover and move the puck up ice.
6:40	Eastside Hawks	scoring chance	#17	Hawks #17 gets a shot off from the slot after a cycle down low; the Storm goalie saves.
6:49	Eastside Hawks	line change	—	Hawks change lines on the fly.
7:21	Lakeview Storm	turnover	—	Storm lose possession in the neutral zone; Hawks recover and move the puck up ice.
8:23	Eastside Hawks	turnover	—	Hawks lose possession in their own zone; Storm recover and move the puck up ice.
9:05	Eastside Hawks	turnover	#4	Hawks #4 is pressured behind his own net and his rim around the boards is intercepted by Storm.
9:20	Lakeview Storm	scoring chance	#11	Storm #11 takes the intercepted puck straight to the net from the right faceoff dot.
9:22	Lakeview Storm	goal	#11	Scoreboard changes to 0–2
9:33	Lakeview Storm	turnover	—	Storm lose possession in the offensive zone; Hawks recover and move the puck up ice.
10:22	Lakeview Storm	line change	—	Storm change lines on the fly.
10:45	Lakeview Storm	turnover	#9	Storm #9 loses possession in the offensive zone; Hawks recover and move the puck up ice.
12:01	Eastside Hawks	line change	—	Hawks change lines on the fly.

Time	Team	Event	Players	Description
12:30	Eastside Hawks	penalty call	#12	Referee's arm goes up on Hawks #12 after a trip in the neutral zone; Hawks play short-handed.
12:37	Eastside Hawks	line change	—	Hawks change lines on the fly.
13:12	Lakeview Storm	turnover	#24	Storm #24 loses possession in their own zone; Hawks recover and move the puck up ice.
13:16	Eastside Hawks	turnover	—	Hawks lose possession in the offensive zone; Storm recover and move the puck up ice.
13:40	Lakeview Storm	scoring chance	#9	Storm #9 one-timer from the high slot on the power play; Hawks goalie saves.
14:03	Eastside Hawks	line change	—	Hawks change lines on the fly.
14:25	Lakeview Storm	turnover	—	Storm lose possession in the neutral zone; Hawks recover and move the puck up ice.
15:50	Eastside Hawks	scoring chance	#17	Hawks #17 gets to a rebound at the side of the net; the Storm goalie covers.
16:02	Lakeview Storm	turnover	#21	Storm #21 loses possession in their own zone; Hawks recover and move the puck up ice.
17:50	Eastside Hawks	line change	—	Hawks change lines on the fly.
17:52	Eastside Hawks	turnover	—	Hawks lose possession in the offensive zone; Storm recover and move the puck up ice.
18:08	Eastside Hawks	scoring chance	#17, #10	Hawks #10 shoots from the point and #17 is first to the rebound in the crease.
18:10	Eastside Hawks	goal	#17	Scoreboard changes to 1–2
19:18	Lakeview Storm	turnover	—	Storm lose possession in their own zone; Hawks recover and move the puck up ice.
20:30	Lakeview Storm	scoring chance	#24	Storm #24 wrist shot from the slot off a quick cross-ice pass; Hawks goalie saves.
21:08	Eastside Hawks	turnover	#17	Hawks #17 loses possession in their own zone; Storm recover and move the puck up ice.
21:22	Eastside Hawks	line change	—	Hawks change lines on the fly.
24:43	Eastside Hawks	turnover	—	Hawks lose possession in the offensive zone; Storm recover and move the puck up ice.
26:15	Eastside Hawks	scoring chance	#19	Hawks #19 shoots from the slot after the forecheck forces a Storm turnover.
26:31	Eastside Hawks	turnover	—	Hawks lose possession in the neutral zone; Storm recover and move the puck up ice.
26:38	Eastside Hawks	turnover	#10	Hawks #10 loses possession in the neutral zone; Storm recover and move the puck up ice.
27:02	Eastside Hawks	odd man rush	#10, #17	Hawks #10 and #17 attack 2-on-1 after a stretch pass.
27:05	Eastside Hawks	scoring chance	#10	Hawks #10 shoots on the 2-on-1; Storm goalie saves.
27:27	Eastside Hawks	turnover	—	Hawks lose possession in the offensive zone; Storm recover and move the puck up ice.
27:39	Lakeview Storm	turnover	#11	Storm #11 loses possession in the offensive zone; Hawks recover and move the puck up ice.

Time	Team	Event	Players	Description
28:36	Eastside Hawks	turnover	#10	Hawks #10 loses possession in the offensive zone; Storm recover and move the puck up ice.
29:38	Lakeview Storm	turnover	#5	Storm #5 is hit behind his net by the Hawks' first forechecker and loses the puck.
29:42	Eastside Hawks	scoring chance	#10	Hawks #10 takes the recovered puck to the slot.
29:44	Eastside Hawks	goal	#10	Scoreboard changes to 2–2
30:54	Lakeview Storm	line change	—	Storm change lines on the fly.
31:14	Lakeview Storm	turnover	#16	Storm #16 loses possession in their own zone; Hawks recover and move the puck up ice.
32:10	Lakeview Storm	penalty call	#3	Referee's arm goes up on Storm #3 for a hook on a Hawks forward cutting to the net.
32:47	Eastside Hawks	line change	—	Hawks change lines on the fly.
32:58	Eastside Hawks	turnover	—	Hawks lose possession in their own zone; Storm recover and move the puck up ice.
33:20	Eastside Hawks	scoring chance	#22	Hawks #22 one-timer from the point on the power play; tipped wide.
33:29	Eastside Hawks	turnover	—	Hawks lose possession in the offensive zone; Storm recover and move the puck up ice.
33:55	Eastside Hawks	scoring chance	#17	Hawks #17 shoots from the low slot on the power play; Storm goalie saves.
34:00	Lakeview Storm	turnover	—	Storm lose possession in their own zone; Hawks recover and move the puck up ice.
34:06	Lakeview Storm	turnover	#18	Storm #18 loses possession in their own zone; Hawks recover and move the puck up ice.
36:28	Eastside Hawks	turnover	#7	Hawks #7 pinches at the blue line and misses the puck; Storm are away.
36:30	Lakeview Storm	breakaway	#9	Storm #9 is clear on a breakaway from the red line.
36:33	Lakeview Storm	scoring chance	#9	Storm #9 shoots on the breakaway; Hawks goalie makes the save.
37:09	Lakeview Storm	turnover	—	Storm lose possession in their own zone; Hawks recover and move the puck up ice.
37:14	Eastside Hawks	line change	—	Hawks change lines on the fly.
37:32	Lakeview Storm	line change	—	Storm change lines on the fly.
38:15	Eastside Hawks	turnover	—	Hawks lose possession in the offensive zone; Storm recover and move the puck up ice.
38:36	Lakeview Storm	line change	—	Storm change lines on the fly.
38:57	Lakeview Storm	line change	—	Storm change lines on the fly.
39:34	Lakeview Storm	line change	—	Storm change lines on the fly.
39:46	Lakeview Storm	scoring chance	#6	Storm #6 shoots from the point through a screen in front of the net.
39:48	Lakeview Storm	goal	#6	Scoreboard changes to 2–3
41:11	Lakeview Storm	turnover	#9	Storm #9 loses possession in their own zone; Hawks recover and move the puck up ice.
42:15	Eastside Hawks	scoring chance	#8	Hawks #8 shoots from the slot after winning a board battle; Storm goalie saves.

Time	Team	Event	Players	Description
43:16	Eastside Hawks	turnover	—	Hawks lose possession in their own zone; Storm recover and move the puck up ice.
43:30	Eastside Hawks	turnover	#33	Hawks #33 loses possession in the offensive zone; Storm recover and move the puck up ice.
43:43	Lakeview Storm	line change	—	Storm change lines on the fly.
44:05	Eastside Hawks	scoring chance	#27	Hawks #27 jams at a loose puck in the crease; Storm defender clears it.
44:09	Eastside Hawks	turnover	—	Hawks lose possession in the offensive zone; Storm recover and move the puck up ice.
44:29	Lakeview Storm	turnover	—	Storm lose possession in their own zone; Hawks recover and move the puck up ice.
44:46	Eastside Hawks	turnover	—	Hawks lose possession in the offensive zone; Storm recover and move the puck up ice.
45:42	Lakeview Storm	turnover	—	Storm lose possession in the neutral zone; Hawks recover and move the puck up ice.
45:45	Lakeview Storm	line change	—	Storm change lines on the fly.
45:49	Lakeview Storm	turnover	#9	Storm #9 loses possession in the neutral zone; Hawks recover and move the puck up ice.
45:58	Eastside Hawks	turnover	—	Hawks lose possession in the neutral zone; Storm recover and move the puck up ice.
49:15	Lakeview Storm	turnover	—	Storm lose possession in their own zone; Hawks recover and move the puck up ice.
50:22	Lakeview Storm	line change	—	Storm change lines on the fly.
50:27	Lakeview Storm	turnover	—	Storm lose possession in their own zone; Hawks recover and move the puck up ice.
51:30	Eastside Hawks	scoring chance	#19	Hawks #19 shoots from the slot off a backhand feed from behind the net.
51:46	Lakeview Storm	turnover	—	Storm lose possession in their own zone; Hawks recover and move the puck up ice.
52:45	Eastside Hawks	scoring chance	#22, #17	Hawks #22 shoots from the point with #17 screening the goalie.
52:47	Eastside Hawks	goal	#22	Scoreboard changes to 3–3
53:44	Eastside Hawks	turnover	#19	Hawks #19 loses possession in the offensive zone; Storm recover and move the puck up ice.
54:07	Lakeview Storm	turnover	—	Storm lose possession in the offensive zone; Hawks recover and move the puck up ice.
54:44	Lakeview Storm	turnover	—	Storm lose possession in the offensive zone; Hawks recover and move the puck up ice.
55:01	Eastside Hawks	line change	—	Hawks change lines on the fly.
55:10	Lakeview Storm	scoring chance	#18	Storm #18 shoots from the right circle off the rush; Hawks goalie saves.
56:11	Eastside Hawks	turnover	—	Hawks lose possession in the neutral zone; Storm recover and move the puck up ice.
57:37	Eastside Hawks	turnover	#12	Hawks #12 tries a drop pass at the Storm blue line and it is picked off.
57:40	Lakeview Storm	odd man rush	#9, #11	Storm #9 and #11 counter 2-on-1 after a Hawks turnover at the blue line.

Time	Team	Event	Players	Description
57:43	Lakeview Storm	scoring chance	#11	Storm #11 shoots on the 2-on-1; Hawks goalie saves with the pad.
58:31	Eastside Hawks	turnover	#17	Hawks #17 loses possession in their own zone; Storm recover and move the puck up ice.
59:32	Lakeview Storm	turnover	—	Storm lose possession in the neutral zone; Hawks recover and move the puck up ice.
59:36	Eastside Hawks	line change	—	Hawks change lines on the fly.
60:20	Lakeview Storm	penalty call	#14	Referee's arm goes up on Storm #14 for interference in front of the Storm net.
61:05	Eastside Hawks	scoring chance	#17	Hawks #17 shoots from the low slot on the power play; Storm goalie saves.
61:36	Eastside Hawks	scoring chance	#10, #22	Hawks #22 passes across to #10 at the left circle for a one-timer.
61:38	Eastside Hawks	goal	#10	Scoreboard changes to 4–3
62:42	Lakeview Storm	turnover	—	Storm lose possession in the offensive zone; Hawks recover and move the puck up ice.
63:34	Lakeview Storm	turnover	—	Storm lose possession in the offensive zone; Hawks recover and move the puck up ice.
64:10	Lakeview Storm	scoring chance	#24	Storm #24 shoots from the slot after a Hawks clearing attempt is held in at the blue line.
64:46	Lakeview Storm	turnover	—	Storm lose possession in the offensive zone; Hawks recover and move the puck up ice.
65:09	Eastside Hawks	turnover	—	Hawks lose possession in the offensive zone; Storm recover and move the puck up ice.
66:30	Lakeview Storm	scoring chance	#21	Storm #21 shoots from the left circle off the rush; Hawks goalie saves.
66:41	Eastside Hawks	line change	—	Hawks change lines on the fly.
67:30	Lakeview Storm	turnover	—	Storm lose possession in the offensive zone; Hawks recover and move the puck up ice.
68:40	Lakeview Storm	line change	—	Storm goalie leaves the ice for an extra attacker.
69:15	Lakeview Storm	scoring chance	#9	Storm #9 shoots from the slot with the extra attacker on; Hawks goalie saves.
69:33	Eastside Hawks	turnover	—	Hawks lose possession in their own zone; Storm recover and move the puck up ice.
70:01	Lakeview Storm	turnover	#20	Storm #20 loses possession in their own zone; Hawks recover and move the puck up ice.
70:27	Lakeview Storm	turnover	—	Storm lose possession in the offensive zone; Hawks recover and move the puck up ice.
71:12	Lakeview Storm	turnover	—	Storm lose possession in the offensive zone; Hawks recover and move the puck up ice.

https://gameanalyze.ai

AI-Powered Sports Video Analysis